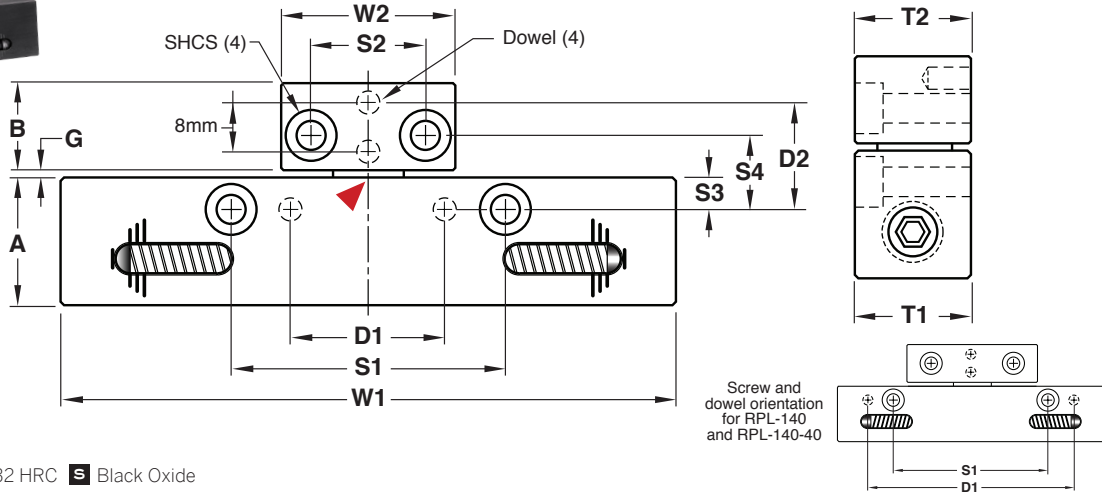


# ROLLER PULLERS™

## PARTING LINE SEQUENCE CONTROL

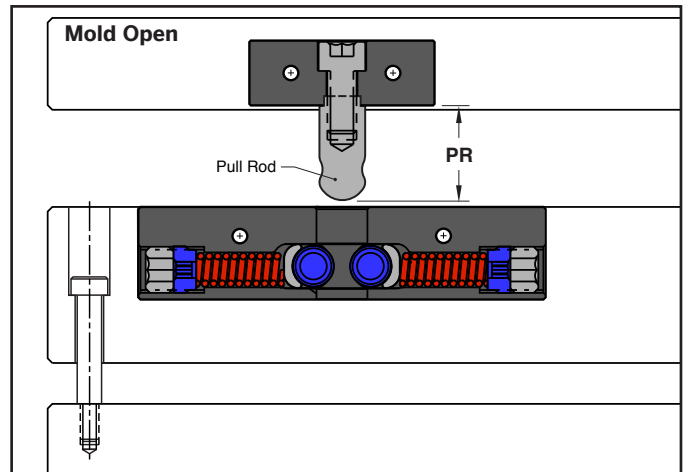
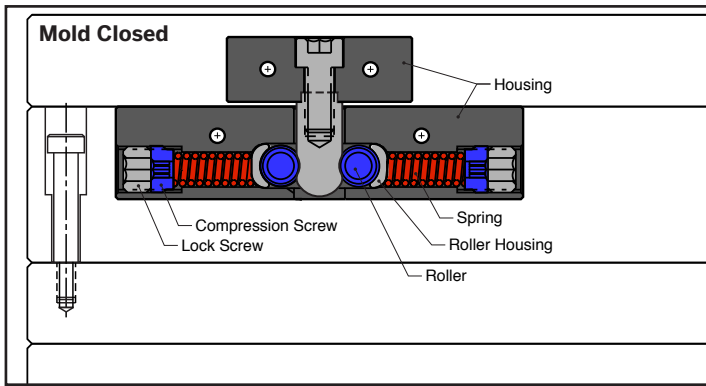


Housing: **M** 4140 **H** 27-32 HRC **S** Black Oxide  
 Roller: **M** M-2 **H** 62-64 HRC, Nitrided  
 Pull Rod: **M** M-2 **H** 62-64 HRC, Nitrided

CAD insertion point

CATALOG NUMBER	W1	T1	W2	T2	A	B	G	S1	S2	S3	S4	D1	D2	Dowel Size	SHCS	PR See Below
RPL-135	135	25	38	25	28	19	1	60.0	25.0	7.0	15.6	30.0	22.1	ø5	M6 x 25	26
RPL-135-40	135	25	38	25	28	19	40	60.0	25.0	7.0	54.6	30.0	61.1	ø5	M6 x 25	65
RPL-140	140	32	64	25	32	22	2	70.0	35.0	10.0	23.1	100.0	28.1	ø6	M10 x 35	30
RPL-140-40	140	32	64	25	32	22	38	70.0	35.0	10.0	59.3	100.0	64.3	ø6	M10 x 35	66

Roller Pullers are available with special length rods to suit applications where a different distance between the housings is required. For pricing and delivery, contact Customer Service with the catalog number above along with the required gap or "G" dimension.



### Pull Force

Tighten lock screws equally to achieve forces below.

CATALOG NUMBER			
RPL-135	45 Kg (100 lbs)	75 Kg (160 lbs)	100 Kg (220 lbs)
RPL-135-40	45 Kg (100 lbs)	75 Kg (160 lbs)	100 Kg (220 lbs)
RPL-140	45 Kg (100 lbs)	100 Kg (220 lbs)	150 Kg (330 lbs)
RPL-140-40	45 Kg (100 lbs)	100 Kg (220 lbs)	150 Kg (330 lbs)

### Technical Information:

- Mounting pattern matches industry standards.
- Compression screw provides adjustable pull force.
- Roller design allows for smooth action.
- Mounting screws and dowels included.